
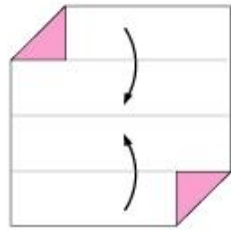


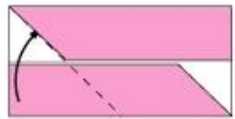
1 Fold to make crease and fold back



2 Fold forward in the dotted line



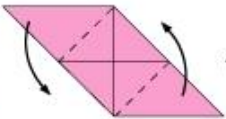
3 Fold forward in the dotted line



4 Fold forward and tuck tip in



5 Fold forward and tuck tip in

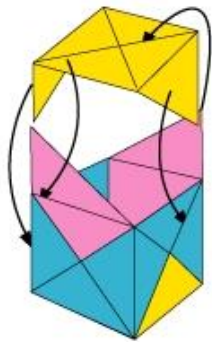
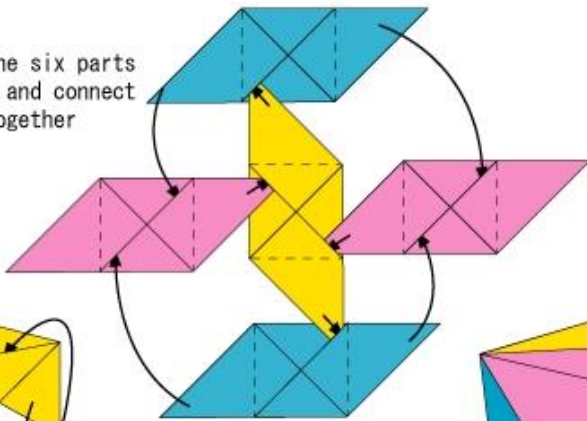


6 Fold backward in the dotted line



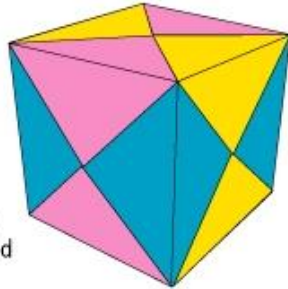
7 finished the one of six

8 Make the six parts of 7 and connect them together

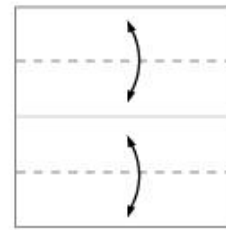


9 Tuck all parts in

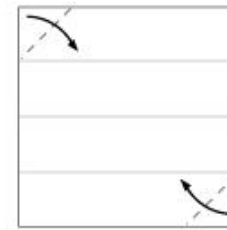
10 Finished



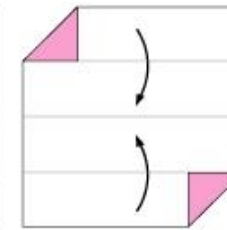
A Colorful Box



1 Fold to make crease and fold back



2 Fold forward in the dotted line



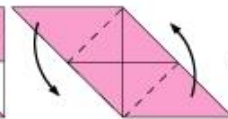
3 Fold forward in the dotted line



4 Fold forward and tuck tip in



5 Fold forward and tuck tip in

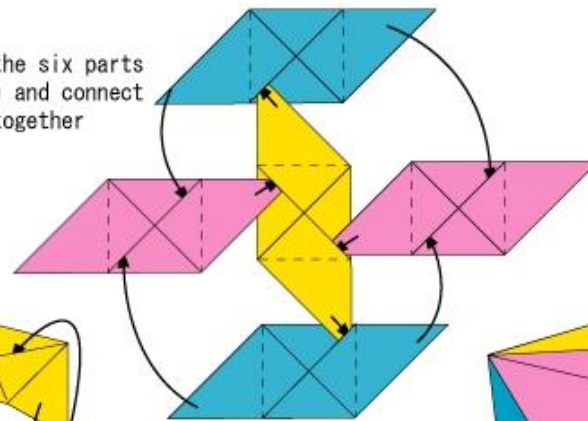


6 Fold backward in the dotted line



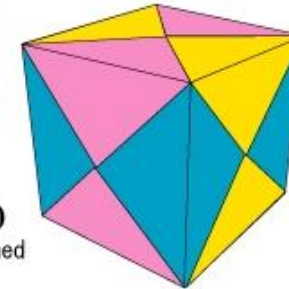
7 finished the one of six

8 Make the six parts of 7 and connect them together



9 Tuck all parts in

10 Finished



A Colorful Box